

# Café™ 36" Built-In Gas Cooktop

CGP95363MS2 / CGP95362MS1

# CAFÉ

DISTINCT BY DESIGN™



**ALSO AVAILABLE IN** CGP95362MS1  
Stainless Steel with  
Brushed Stainless  
knobs

## FEATURES & BENEFITS

Sear, fry and sautee on a **20,000 BTU triple ring burner**

Enjoy peace of mind with a touch of style thanks to **white LED backlit, heavy-duty knobs** that let you know when a burner is activated at a glance

Get the most from your cooktop and eliminate the need for extra cookware with **an extra-large, integrated cooktop griddle**

When you're updating your kitchen, attention to detail is a priority. That's why Café cooktops are guaranteed for an exact fit or Café Appliances will pay up to \$100 toward modifications

Always get your hollandaise just right with a **simmer burner** that provides low, even heat

Easily move heavy cookware across the surface without worry, thanks to **continuous, cast-iron burners**

Keep your kitchen sparkling, even when there's a spill with **sealed cooktop burners** that contain messes for easy cleanup

Prevent unintended burner activation with **control lock capability**

Enjoy the party without worrying about clean up, thanks to **dishwasher-safe grates**

## APPEARANCE

Control Knobs	Dishwasher Safe White LED Backlit
Cooktop Burner Grate Color	Matte Black

## FEATURES

Cooktop Burner Type	5 Sealed
Cooktop Surface	Deep Stainless Steel
Ignition System	Electronic
Burner - Left Front	9,500 BTU
Burner - Left Rear	9,500 BTU
Burner - Right Front	15,000 BTU Power Boil
Burner - Right Rear	5,000 BTU
Burner - Center	20,000 BTU Tri-ring Power Boil
Control Type	Knob
Cooktop Control Features	Child Lock
Control Location	Front Center
	Continuous Grates Dishwasher Safe Edge-to-Edge Grates
Cooktop Burner Grate Features	
Cooktop Burner Grate Material	Heavy Cast
Fuel Type	Natural Gas (factory set)
Valves (Degree of Turn)	270

## POWER/RATINGS

	(1) 18.0 (1) 15.0 (2) 9.5 (1) 5.0
Burner BTU Ratings (000's/BTU) - LP Gas	
	(1) 20.0 (1) 15.0 (2) 9.5 (1) 5.0
Burner BTU Ratings (000's/BTU) - Natural Gas	
Volts/Hertz/Amps	120V 60Hz 5A

## WEIGHTS & DIMENSIONS

Approximate Shipping Weight	57 lb
Cabinet Width	36 in
Cutout Dimensions Width x Depth (In.)	33-7/8 x 19-1/8
Net Weight	51 lb
Overall Depth	21 in
Overall Height	5 1/2 in
Overall Width	36 in

## ACCESSORIES

Stainless Steel Cleaner	Included
Griddle	Cast Iron - Included
LP Conversion Kit	Included

# Café™ 36" Built-In Gas Cooktop

CGP95363MS2 / CGP95362MS1

# CAFÉ

DISTINCT BY DESIGN™

## WARRANTY

Parts warranty	Limited 1-year entire appliance
Labor warranty	Limited 1-year entire appliance
Warranty notes	See written warranty for full details

## DIMENSIONS AND INSTALLATION

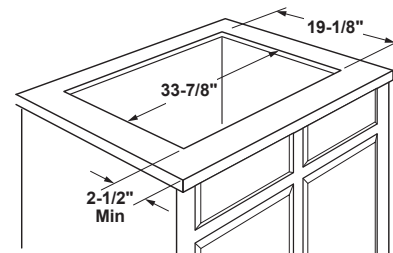
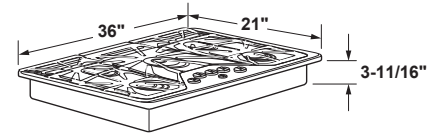
**AGA Requirement:** All gas cooktop models require 7/16" free area below cooktop height to combustible material. Requires 18" minimum from countertop to adjacent overhead cabinets.

**Note:** If installing with Telescopic Downdraft System, consult both cooktop and downdraft installation instructions packed with product before installing. Cooktop gas/electric supply may need to be re-routed to install downdraft.

**Electrical Rating:** 120V, 60Hz, 5A

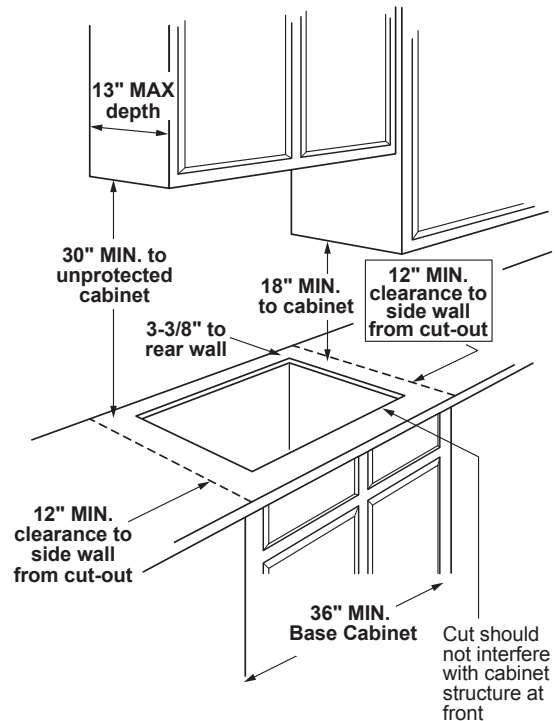
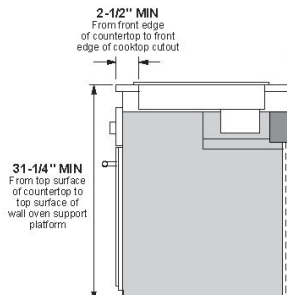
**Installation With Single Wall Oven Information:** 36" Gas cooktops are approved for use over select 30" Wall Ovens and Warming Drawers. Refer to cooktop and wall oven/warming drawer installation instructions packed with product for current dimensional data.

**Installation Information:** Before installing, consult installation instructions, packed with product, for current dimensional data.



### Installation above a wall oven

#### INSTALLATION ABOVE A WALL OVEN



Dimension and installation information are shown in inches.  
\*Allow 5-3/4" depth at rear for electrical and gas connections

## ADDITIONAL ACCESSORIES



CXCG1K0PMBZ  
Brushed Bronze  
Knobs



CXCG1K0PMSS  
Brushed Stainless  
Knobs



CXCG1K0PMBT  
Brushed Black  
Knobs



CXCG1K0PMCU  
Brushed Copper  
Knobs



CXCG1K0PMCG  
Brushed Brass  
Knobs



CXCG1K0PMFB  
Flat Black  
Knobs