

ASSEMBLY INSTRUCTION

MADE IN VIETNAM

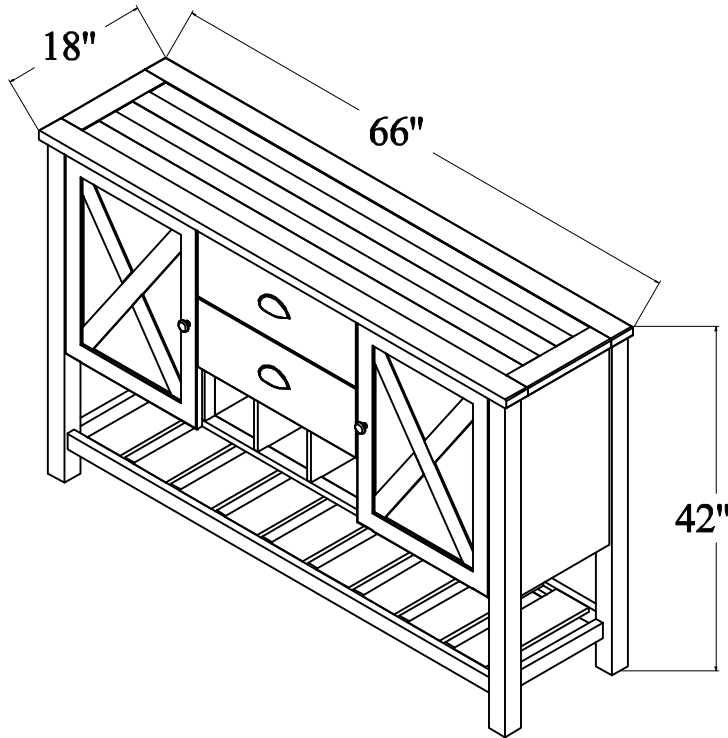
D601-50-09 SERVER ANTIQUE WHITE W/DK BROWN TOP

Thank you for purchasing this quality product. Be sure to check all packing materials carefully for small parts that may have come loose inside the carton during shipment.

Before you start assembly: Please read all instructions carefully before beginning the assembly process. It is recommended that 2 people work together during assembly to prevent personal injury and to ensure that heavy or cumbersome parts are not damaged during the process.


CAUTION: For your safety, this product requires two people to lift.

Assembled Dimensions




20 MINUTES

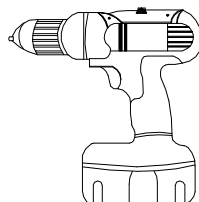
APPROXIMATE ASSEMBLE TIME



2 PERSON



REQUIRED ASSEMBLY SPACE

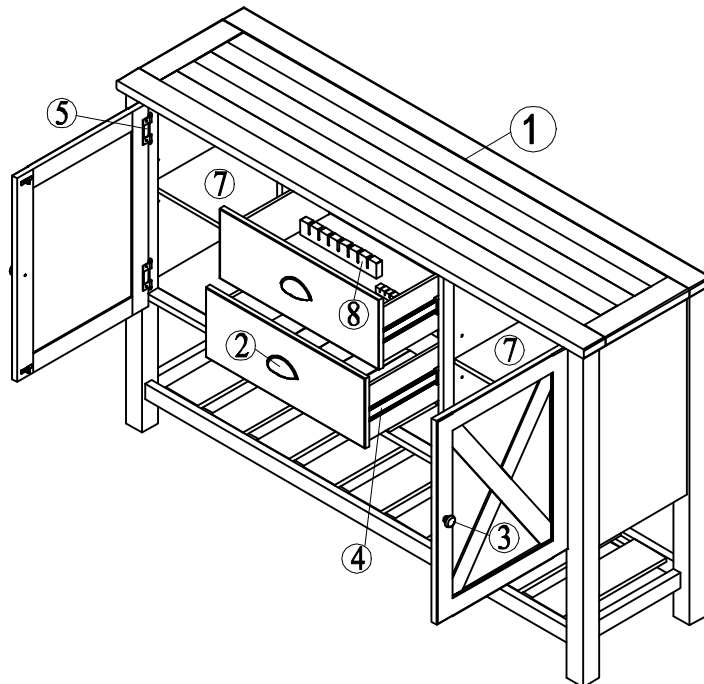








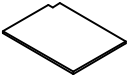
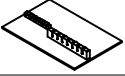



REQUIRED ASSEMBLY TOOLS

NOT
PROVIDED

ITEM NO. :D601-50-09 SERVER ANTIQUE WHITE W/DK BROWN TOP

PART LIST



NO.		PART LIST	Q.TY
(1)		Body	1
(2)		Handle	2
(3)		Knob	2
(4)		Glide 12" x 45mm	4
(5)		Hinge	4
(6)		Leveler	4
(7)		Shelf panel	2
(8)		Silver Tray	1
(9)		Shelf Support Pin	8
(10)		Wood Screw	8
(11)		Door catcher	4

ITEM NO. :D601-50-09 SERVER ANTIQUE WHITE W/DK BROWN TOP

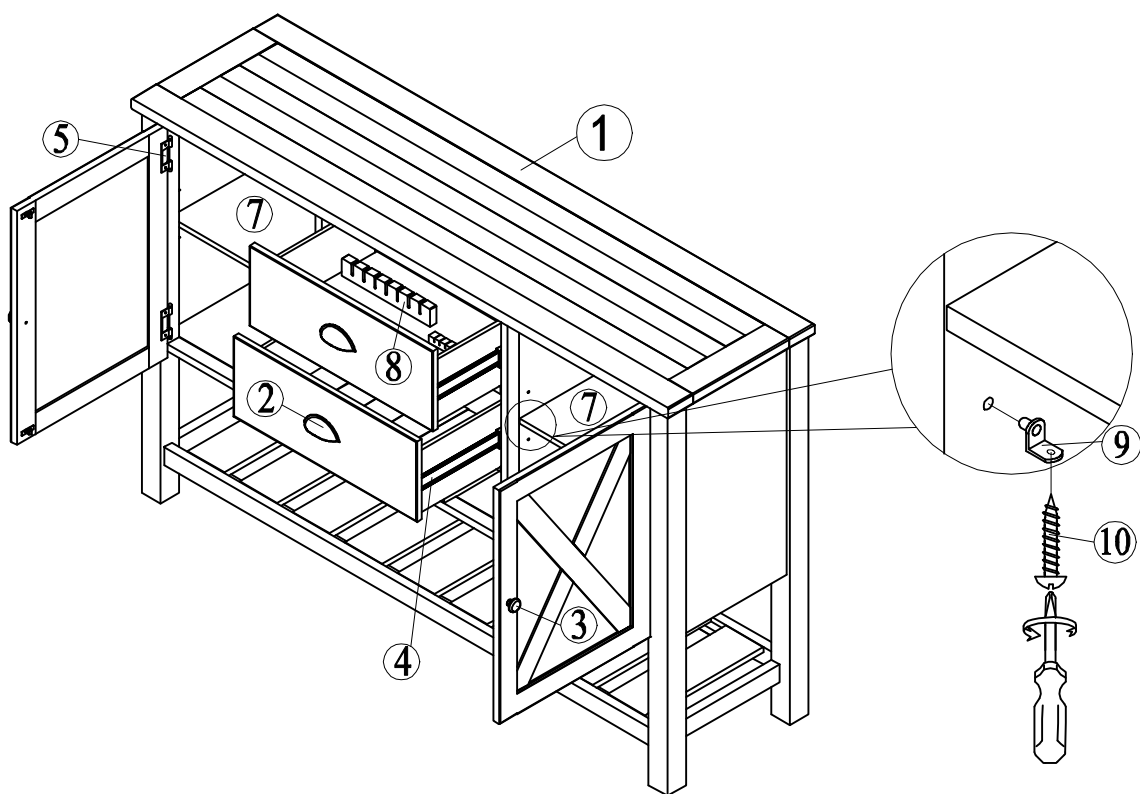
HARWARE LIST

A



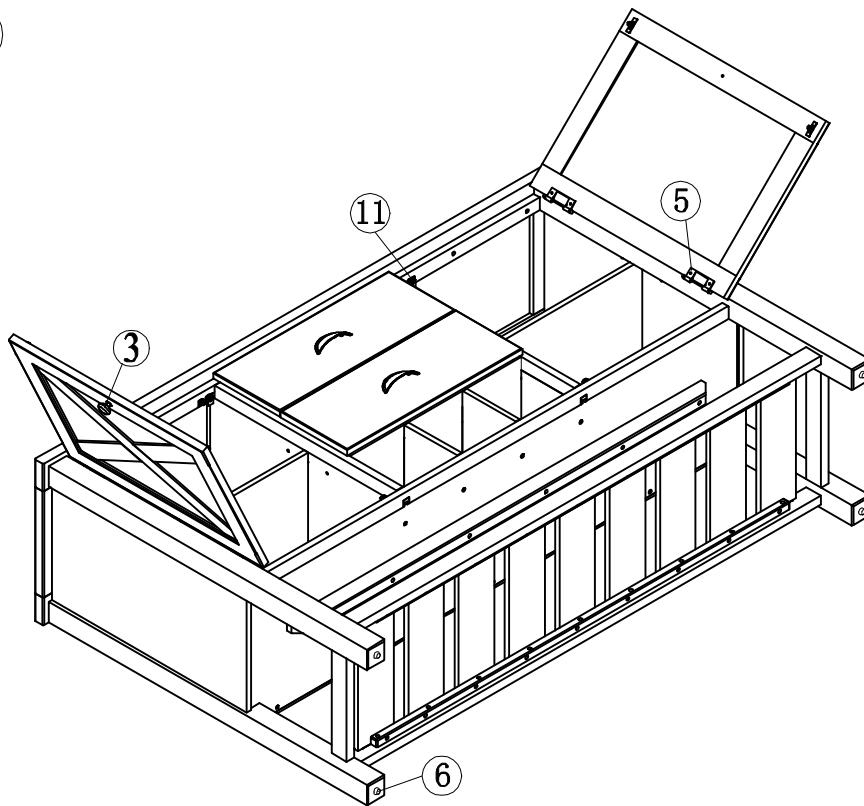
1X
TIPPING RESTRAINT

STEP 1



ITEM NO. :D601-50-09 SERVER ANTIQUE WHITE W/DK BROWN TOP

STEP 2



STEP 3

Finished

